

What is food to a dingo?

As well as their natural diet, dingoes will take many things we may not regard as dingo-food — bottles of cooking oil, sauces, spreads, food wrappers, fruit and vegetables, bait, lollies, even soap, toothpaste and leather shoes.

Around camp sites dingoes learn to scavenge for food by over-turning or opening iceboxes, raiding rubbish bags, licking barbecue plates, drinking dirty washing up water and stealing from picnic tables and tents.

While searching for food, dingoes might harass you or your children. They may even try to intimidate you. Think very carefully about your food storage. Many containers are easily opened by dingoes.



Be Dingo-Safe!

For the safety of your children and other visitors — and the well being of dingoes

Don't

- feed dingoes;
- leave food available; or
- leave children unsupervised.

Anywhere on Fraser Island, on public or private land, it is an offence to feed a dingo, attract it using food or food waste, or disturb it in any way.

Maximum penalty \$3000.

On-the-spot fines of \$225 apply.

How to be Dingo-Safe!

Keep yourselves safe around dingoes

- Always stay close to your children, even small teenagers.
- Walk in small groups.
- Watch dingoes quietly from a distance; don't encourage, excite or coax them.

NEVER feed dingoes, even indirectly.

- Never offer food to dingoes.
- Lock up your food stores and iceboxes.
- Pack away your food scraps and rubbish.
- Keep fish, bait and burley away from dingoes.
- Make your tent boring for dingoes.

Tell others how to be Dingo-Safe!

If you feel threatened by a dingo

- Stand up at your full height.
- Face the dingo.
- Fold your arms and keep eye contact.
- Calmly back away.
- If in pairs, stand back to back.
- Confidently call for help.

Do not run or wave your arms.

If attacked, defend yourself aggressively

Strike the dingo with an object such as a stick, backpack or coat.

Please report any negative encounter with dingoes as soon as you can to the nearest Ranger or to:

Email: dingo.ranger@epa.qld.gov.au

Queensland Parks and Wildlife Service
PO Box 101, MARYBOROUGH QLD 4650
ph: (07) 4121 1800

For further information

Visit us online at www.epa.qld.gov.au.

Be Dingo-Safe!

Fraser Island World Heritage Area

Vital info!
READ NOW
or it may cost
you big
\$\$



*Always stay
with your children.*

Walk in groups.

*Do not encourage
or coax dingoes.*

NEVER feed dingoes.

*Lock away all food,
rubbish and iceboxes.*





About dingoes

Are Fraser's dingoes really wild and special?

Yes, the island's dingoes are wild and unpredictable. Fraser's dingoes are among the purest strain in Australia, having rarely interbred with domestic dogs. Scientists believe that Fraser Island is the only place able to protect dingoes, possibly from extinction — big enough to prevent inbreeding, isolated enough to prevent cross-breeding.

Why do they look so skinny and hungry?

Dingoes are hunters and natural scavengers, eating anything from berries to wallabies, hunting alone or in groups. Like all scavengers, dingoes are always looking out for food that comes more easily and will take food from people, campsites and residences if it is not locked away. Do not be fooled by how a dingo looks and behaves. Dingoes are naturally lean, like greyhounds.



What happens to dingoes if people feed them?

When dingoes are fed or scavenge rubbish, they often lose their hunting skills and start to depend on scraps and hand-outs. **They also lose their natural fear of humans and expect food from everybody.**

Dingoes then visit camps, picnic areas, resorts and residences, follow people and tear open tents looking for food. Pups from these dingoes are not taught to hunt; instead they grow up scavenging from these areas, are no longer wary of people and often become aggressive.

Dingoes have bitten visitors, occasionally quite severely and are capable of killing people. These dingoes are then humanely destroyed — sadly, for habits people taught them.


Let them grow up wild — do not feed them.

Dingoes that get their food requirements from people may become aggressive to people.

How to be Dingo-Safe!

Be safe — make sure everyone in your group follows these simple rules.


Each small oversight makes a dingo gradually more fearless. You CAN make a difference.

 **Always stay close to your children, even small teenagers.**

Many children are scared by dingoes. Some have been bitten by dingoes wanting food or excited by children's movements. When on Fraser Island watch your children — dingoes move fast!

 **Walk in small groups.**

People walking alone have been threatened and nipped by dingoes. Stay in small groups.

 **Watch dingoes quietly from a distance; don't encourage or excite them.**


Do not try to attract dingoes for photos, call or splash them, throw things or run near them. These behaviours are illegal (penalties apply) because dingoes become excited and may threaten you or other visitors by growling, biting or savaging.

 **Look out for dingoes — stay calm and don't run.**

Dingoes sometimes chase joggers or children playing. What appears like playful dog behaviour to us is actually serious dominance testing by the dingoes, which can lead to aggression. Make sure you and your children know what to do if a dingo approaches you.

 **NEVER feed dingoes.**

Resist the urge to feed dingoes because they look hungry or because you want to photograph them. Feeding encourages dingoes to become annoying pests instead of attractive wildlife. You could be attacked by aggressive dingoes when you stop feeding (they usually want more!). You will be breaking the law and can be fined. Feeding dingoes is cruel and dangerous!


 **Lock up your food stores and iceboxes.**

Dingoes will chew or tear anything when looking for food, and can even open iceboxes!

Store food and iceboxes in your vehicle until you need them.




Take special care at Lake McKenzie — dingoes snatch picnics and personal belongings.


 **Pack away your food scraps.**

Dingoes are attracted by food scraps and smells. Clean all dishes and barbecue plates and immediately put rubbish bags in secured bins or vehicles. Even inside fenced campgrounds, rubbish and food left out will attract wildlife. Do not hang rubbish bags from trees or tent poles. Be dingo-safe no matter where you camp. Around residences, lock rubbish bin lids or store bins inside.




 **Keep fish and bait in sealed containers off the ground.**

Fish cleaning in campsites is prohibited. Store bait and fish in shoulder bags or vehicles, not in beach buckets and keep burley and fish remains in sealed containers. Bury and cover your fish remains in a deep hole (50cm at least), just below high tide mark. Do this when dingoes are NOT around, to stop them associating food with people.

 **Make your tent or house boring for dingoes — keep your belongings safe.**

In some areas, dingoes rip closed tents looking for food, and carry off shoes, sleeping bags or other items. Keep your camping gear and personal items in locked boxes or your vehicle, or secure your food in lockers where provided. Ensure house doors cannot be pushed open. Keep compost and rubbish in secure containers.

 **Tell others how to be Dingo-Safe!**

If you see other visitors feed or encourage dingoes or leave food around, tell them what you know, or record details and tell a ranger. Their actions may cause you or your family to be hurt by dingoes.



Dingoes can open iceboxes and plastic storage containers. Keep food in strong, lockable and secure containers with heavy-duty webbing straps.